


MADE IN THE USA



Opening the way...

-  Easy Installation
-  Heavy Duty
-  Reliable
-  Low Maintenance
-  Foot Pedal Release



**RAM 100 UL**  
Residential  
Commercial

**RAM 1000 UL**  
Commercial  
Industrial



**RAM 5500 UL**  
Commercial  
Industrial



Designed to satisfy the need for gate operators in high traffic areas, such as residential gated communities, public storages, industrial parks and government facilities.

## SPECIFICATIONS:

<b>MAXIMUM GATE SIZE &amp; WEIGHT:</b> 20' @ 700 lbs.
<b>GATE TRAVELING SPEED:</b> Approx. 1' per sec.
<b>CYCLES:</b> continuous. <b>SHIPPING WEIGHT:</b> 110 lbs.
<b>OPERATING TEMPERATURE:</b> -10° F to 160° F

### Electric Motor:

1/2 hp 120 VAC 4.5 amp  
50 - 60Hz. with high speed ball bearings and resettable overload button.

### Heavy Duty Worm Gear:

Lubricated in an oil bath for smooth and quiet operation.

### Limit Switches:

Mechanical adjustment for accurate gate stop settings.

### Cover:

High-impact resistant charcoal gray polyethylene.

### Cover Dimensions:

H: 22" L: 14 1/2" W: 15"

### Finish:

Gold/Zinc plated to inhibit corrosion.



### Foot Pedal Release

#### Emergency Release:

This mechanism disengages the gate from the operator to allow easy manual opening and closing of the gate during power outages and emergencies.

## RAM 100 UL

Residential / Commercial

## RAM 1000 UL

Commercial / Industrial



### Foot Pedal Release

#### Emergency Release:

This mechanism disengages the gate from the operator to allow easy manual opening and closing of the gate during power outages and emergencies.

## SPECIFICATIONS:

<b>MAXIMUM GATE SIZE &amp; WEIGHT:</b> 35' @ 1000 lbs.
<b>GATE TRAVELING SPEED:</b> Approx. 1' per sec.
<b>CYCLES:</b> Continuous. <b>SHIPPING WEIGHT:</b> 125 lbs.
<b>OPERATING TEMPERATURE:</b> -10° F to 160° F

### Electric Motor:

1/2 hp 120 VAC, 4.5 amp.  
50 - 60Hz. with high speed ball bearings and resettable overload button.

### Heavy Duty Worm Gear:

Lubricated in an oil bath for smooth and quiet operation.

### Limit Switches:

Mechanical adjustment for accurate gate stop settings.

### Cover:

High-impact resistant charcoal gray polyethylene.

### Cover Dimensions:

H: 26" L: 16" W: 16 1/2"

### Finish:

Gold/Zinc plated to inhibit corrosion.

## SPECIFICATIONS:

**MAXIMUM GATE SIZE & WEIGHT:** 45' @ 1500 lbs.

**GATE TRAVELING SPEED:** Approx. 1' per sec.

**CYCLES:** Continuous. **SHIPPING WEIGHT:** 125 lbs.

**OPERATING TEMPERATURE:** -10° F to 160° F

### Electric Motor:

3/4 hp 120 VAC. 8.5 amp.  
50 - 60Hz. with high speed ball bearings and resettable overload button.

### Heavy Duty Worm Gear:

Lubricated in an oil bath for smooth and quiet operation.

### Limit Switches:

Mechanical adjustment for accurate gate stop settings.

### Cover:

High-impact resistant charcoal gray polyethylene.

### Cover Dimensions:


H: 27" L: 16" W: 16 1/2"

### Finish:

Gold/Zinc plated to inhibit corrosion.

## RAM 5500 UL

Commercial / Industrial



### Foot Pedal Release


### Emergency Release:

This mechanism disengages the gate from the operator to allow easy manual opening and closing of the gate during power outages and emergencies.

## RAMSET "Intelligate" Control Board

The Intelligate control board is the most advanced gate controller in the industry, putting Ramset ahead of the competition when it comes to reliability and number of features. It is controlled by a programmable microprocessor that reads and precisely executes all functions of the control board. Some of the features of the control board include:

- \* Automatic close timer
- \* Pre warning alarm relays
- \* Constant warning alarm relays
- \* Self adjusting ERD
- \* Dual gate communication capability
- \* Secure close
- \* Anti-tailgating/One pass system
- \* Radio cycle (open, stop & close)
- \* Open & close delays
- \* Indicator lights for easy troubleshooting
- \* Plug in loop detectors
- \* Left/Right installation switch



# Accessories



**RAMSET  
Magnetic Lock**  
Secures the gate(s) closed.



**RAMSET  
ILD-24S  
Loop Detector**  
A safety device that stops the gate from closing on a vehicle.



**V Groove Wheels**  
Solid steel and polypropylene wheels.  
Size: 4" & 6"  
Color: Black or white



**RAMSET  
Fire Box**  
Allows the fire department to open your gate in the case of an emergency.



**RAMSET  
BBS-Battery Back-Up System**  
Opens your gate when power is lost.



**Post Mounts**  
1/4" angle iron flats.  
3/16" square tubing legs.  
Used to mount the operator off the ground.



**Key Switch Box**  
Suitable for use on entry doors where access is restricted by a key.



**Guide Rollers**  
Heavy duty polypropylene rollers.  
Lengths: 4", 6", 12"  
Colors: Black or white



**Adjustable  
Guide Roller**  
Heavy duty Polypropylene rollers adjust to fit any gate.  
Lengths: 4", 6", 12"  
Colors: Black or white



**RPI  
(Ramset Power Inverter)**  
Maintains power to your operator and accessories when the main power is lost. Used on 1/2 hp operators only.



**Keypad**  
1,024 codes.  
5,112 event log.  
LCD display.  
7-day timer.  
Time Zones.  
Latching Stainless Steel Faceplate.



**Goose Necks**  
Square - 14 ga.  
Available in 48" padmount or 66" in-ground. Used for mounting keypads, phone entry systems, card readers...etc.

<b>10-Year Warranty Residential</b>	<b>7-Year Warranty Commercial</b>

<b>DISTRIBUTED BY:</b>