




# P41

# THRU BEAM PHOTOELECTRIC SENSORS P41 FOR EXTERNAL MOUNTING

TYPE	THRU BEAM	
AVAILABLE	EMITTER	RECEIVER
		
SWITCHING DISTANCE	105 ft. / 35m	
EMISSION	Infrared	
NOMINAL VOLTAGE	12 VDC or 24 VAC-DC	
FREQUENCY	50/60 Hz	
OUTPUT	-	2 relays UNI 8612 norms
NUMBER OF OPERATIONS	-	Mec. = 5x10 <sup>6</sup> ops min. Elect. 3x10 <sup>6</sup> ops min. (1 A 28 VDC) 1x10 <sup>6</sup> ops min. (0.5 A 120 VAC)
MAXIMUM OUTPUT CURRENT	-	1 A 28 VDC - 0.5 A 120 VAC (28 W, 60 VA)
ABSORPTION	70 mA	
YELLOW LED	-	Output Indicator
GREEN LED	Supply Indicator	-
SWITCHING FREQUENCY	5 Hz	
START UP DELAY	≤ 300 mS	
TEMPERATURE LIMITS	-20 ÷ +60 °C	
LIGHT IMMUNITY	> 5000 Lux <sup>(3)</sup>	
PROTECTION DEGREE	IP 54	
CONNECTIONS	With Connectors	
HOUSING MATERIAL	Housing: nylon loaded with fiberglass - Filter: methacrylate	
WEIGHT (APPROXIMATELY)	315 g	

<sup>(3)</sup> Determined with halogen tungsten lamp 3000 °K.

## CODES

## VOLTAGE POWER SUPPLY

P41 24	24 VAC-DC
P41 12	12 VAC-DC

**Note:** Each package includes emitter and receiver.

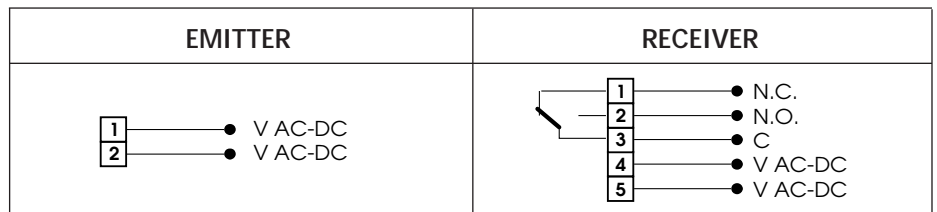
## IMPORTANT WARNING

The thru beam photoelectric sensor can be used as a sensor to detect the presence of an obstacle if the sensing beam get interrupted. In no case this device can substituted the obligatory safety devices that must be applied on all dangerous equipment.

## ORDERING CODE



## WIRING DIAGRAMS



4564 JohnstonParkway • Cleveland, Ohio 44128  
 800-426-9912 • 216-518-9888 • Fax: 216-518-9884  
 Email: [salesupport@emxinc.com](mailto:salesupport@emxinc.com) • Web: [www.emxinc.com](http://www.emxinc.com)